

WILSHIRE GARDEN M A R K E T

November 2006 Newsletter

Vol. 3, No. 9

2821 Wilshire Blvd., Oklahoma City, OK 73116

(405) 879-1121 www.wilshiregardenmarket.com

Established 1997

AUTUMN CONTAINER PLANTING

Perhaps fall has never been as welcome as it is this year in Oklahoma. With dramatically lower temperatures, people can go outdoors, enjoy the blue sky or the rain, the cool breeze, and think about creative ways to decorate and enjoy outdoors again. Fall and winter are often more pleasant outdoors than summer, and there are many occasions to entertain. Welcome guests with a beautiful entry and carry the beauty all the way through the home and into the outdoor living area.



Large, high quality containers planted with interesting, colorful fall plants are a welcome sight for summer weary eyes. Look carefully at existing containers to make sure that they complement the style of your home, that they are in scale when seen from the curb, and that they direct guests to the

main entry, and that they appear abundant.

With the seasons, homeowners like to change the look of their container plantings. Use large planters at the entry; no one receives compliments for small planters. Large planters have the capacity to retain enough moisture in all seasons, room for root growth, and are highly visible from the street.



“Thriller, fillers, and spillers” is an easy way to remember plant forms that make attractive plantings. Fall and winter thrillers (large and upright) could be an a young Arbor Vitae, Leyland Cypress, or grasses surrounded by “fillers” with varied leaf textures such as ruffled Heuchera, small Nandinas, petite Hollies, Kale, Chrysanthemums, Swiss Chard, or Pansies and tiny Violas. “Spillers” can consist of vines such as English Ivy, low spreading evergreens like Pacific Shore Juniper, and creeping groundcovers such as Money Wart (shown in the urn below left). When selecting the plants, strive for a harmonious effect by finding a common color in leaves, stems, and veins or complementary colors such as dark purple Heuchera and chartreuse Money Wart.



Proper soil is a key to the success of all container plantings. Fall plantings thrive with more dense soil richer in nutrients. Periodically refresh planters with new soil to eliminate disease or pests that may have made homes in the planters. Planters should have good drainage at all times.



Water should be able to flow through so that it will not be trapped to expand in freezing weather, causing damage to the planters. Pot feet are an attractive way to improve a pot’s drainage.

Add a few accessories such as ceramic toadstools to seasonally planted containers and they will look beautiful through the autumn and winter!

NEW ARRIVALS, GREAT GIFTS



Come in during the coming weeks to experience the many new gift items for gardeners, groups, or yourself. A pair of 5' hammered copper garden torches casts a romantic glow as they mark pathways or add ambiance to a seating area. The fiberglass wick never burns down; a snuffer is attached with a copper chain.

Rich beeswax embellished with real fruit and spices makes the large spicy apple candles perfect home accents for fall and throughout the holiday season. Another favorite, the oval bay



leaves and cloves candles also make beautiful gifts for yourself and friends. Each burns for 200 hours, making your home smell delicious with their fresh spicy aromas.


Place Buttercup Cottage, a darling cast stone minia-



ture, directly in the garden or on top of soil in a large pot, surrounded by small plants as if it were landscaped. Tea lights in the windows add a

cozy glow for special occasions.

Copper rain chains and rain cups make unique gifts for gardeners or a person who has everything. An attractive alternative to a spout, they allow rainwater to dance down towards the ground. Ours are interpreted in verdigris.



Fabulously French soaps are the best. Try extra fragrant honey, floral and cologne, as well as herbal favorites such as clean, crisp lemongrass and mandarin tea. They are long lasting, feel nice to the touch, and they smell so good.



Quality wreaths can be difficult to find, but our holiday wreaths are of ample size and elegant as well. Pictured is a silk eucalyptus wreath subtly accented with glittering gold leaves and veins.



BULBS ARRIVE IN NOVEMBER!



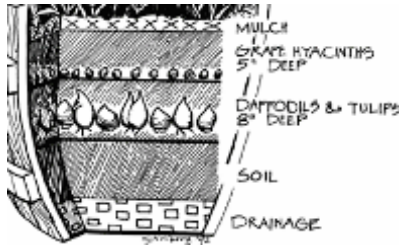
Tulips, daffodils, crocus, and fragrant hyacinth bulbs will arrive direct from Holland during the first week in November, *the earliest time for planting bulbs*, courtesy of Klee Black, garden designer and bulb connoisseur. He will also be happy to plant your bulbs for you if you prefer.

Generally, bulbs can be planted once the soil has cooled to less than 60 degrees F. Plant bulbs in well drained soil, at a depth three times the *diameter* of the bulbs. There is a top and bottom to a bulb, and a front and back. The small pointed tip is the top, and the flatter side of the bulb is the back, where the first leaf will rise and arch outward. Plant the flat side facing outward if the bulbs will be next to a walkway or in a pot, so that the leaves will curve outward. For the best display of bulbs in the garden, dig an almond shaped hole about one foot in diameter. Mix bulb food into the soil before putting the bulbs in place.



Plant ten to twenty bulbs in the space, making sure that they do not touch

Try to select spots where beautiful vignettes can be created using particular types of bulbs. Tiny grape hyacinths look wonderful planted around the base of other larger bulbs. They also can highlight small statues in the garden. Study the possibilities and get creative!



To plant bulbs in containers, fill at least a 10"-12" pot with several inches of quality potting soil and bulb food, allowing for good drainage. Place

dozen plump, healthy tulip, daffodil, and/or hyacinth bulbs in the lower layer, tallest bulbs in the center, flat side facing out. Cover with a couple of inches of soil and water well. Place 25 smaller bulbs such as grape hyacinths or miniature tulips and daffodils in this layer, at a depth of approximately 5"; cover with more potting soil and at least 1/2" of mulch, and water those bulbs. You must keep potted tulips, daffodils, and hyacinth bulbs in a cool place (below 48 degrees) for 10-15 weeks. Their blooms are always a welcome sight, even after a mild winter.



BUY A PAYNE PREMIER CARD

Payne Premier Cards will go on sale in local retail stores, including Wilshire Garden Market, beginning October 27. Purchase price is \$50.00, allowing 20% savings to shoppers at many participating retail locations throughout Oklahoma City. The card can pay for itself in one or two sales. Card sales support the Payne Education Center, a valuable nonprofit organization that benefits education in Oklahoma. Cards can be used from October 27 through November 5. Get a Premier Card and shop, shop, shop!

SEMINAR SERIES 2006-2007

Wilshire Garden Market and Linda Vater are pleased to announce a new format for our garden seminars. Seasonal garden fests will now be held once each quarter, featuring demonstrations, hands-on activities, and discussions of gardening trends and topics apt for each season. Sessions are from 10:30 a.m. to 12 noon, with time for questions at the conclusion. The fee is \$10 per person; reservations are preferred, call ahead to confirm a space. Refreshments are served and door prizes are given at each seminar. This year's schedule will conclude with "Holiday Trimmings, Clippings, and Treasures", holiday décor from the garden, on Saturday, December 2. Please write in or email (feedback@wilshiregardenmarket.com) your suggestions for subsequent topics. Also new: If you have gardening questions, please submit those to the above link.

Watch Linda Vater's garden segments on the KFOR- TV4 at 4:45 p.m. News with Linda Cavanaugh every Friday!

EXTERIOR DECORATING


This year give yourself a garden retreat, or refresh the one you have. In response to requests, Wilshire Garden Market now provides an exterior decorating consultation service. By appointment and for a fee, we will make a consultation visit followed by written suggestions to make your garden retreat more charming, cohesive, and useful. Call the store for more details or to set up an appointment.



Let us help you create your outdoor living room!

HTTP://WWW.WILSHIREGARDENMARKET.COM
HTTP://WWW.WILSHIREGARDENMARKET.COM
HTTP://WWW.WILSHIREGARDENMARKET.COM
HTTP://WWW.WILSHIREGARDENMARKET.COM
HTTP://WWW.WILSHIREGARDENMARKET.COM
HTTP://WWW.WILSHIREGARDENMARKET.COM
HTTP://WWW.WILSHIREGARDENMARKET.COM
HTTP://WWW.WILSHIREGARDENMARKET.COM
HTTP://WWW.WILSHIREGARDENMARKET.COM
HTTP://WWW.WILSHIREGARDENMARKET.COM
HTTP://WWW.WILSHIREGARDENMARKET.COM
HTTP://WWW.WILSHIREGARDENMARKET.COM
HTTP://WWW.WILSHIREGARDENMARKET.COM
HTTP://WWW.WILSHIREGARDENMARKET.COM
HTTP://WWW.WILSHIREGARDENMARKET.COM
HTTP://WWW.WILSHIREGARDENMARKET.COM
HTTP://WWW.WILSHIREGARDENMARKET.COM
HTTP://WWW.WILSHIREGARDENMARKET.COM
HTTP://WWW.WILSHIREGARDENMARKET.COM
HTTP://WWW.WILSHIREGARDENMARKET.COM
HTTP://WWW.WILSHIREGARDENMARKET.COM
HTTP://WWW.WILSHIREGARDENMARKET.COM
HTTP://WWW.WILSHIREGARDENMARKET.COM
HTTP://WWW.WILSHIREGARDENMARKET.COM

WILSHIRE GARDEN MARKET



2007 Calendars Now Available!
Susan Wallace Barnes
Four Seasons
Linnea

Wilshire Garden Market
2821 West Wilshire Boulevard
Oklahoma City, OK 73116
